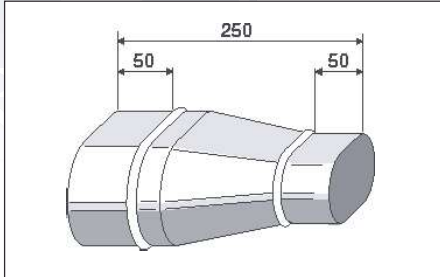


QUADROFLEX/QUADROFIX



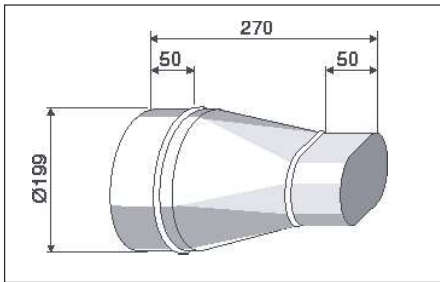
Aluminium 1.0-2.0mm
Stainless steel 0.5-2.0mm

The accessories are produced to drawings and at the customer's request.

REDUCER – QUADRO

Description Reducer for Quadro pipes
Dimensions System 125-100 157x69 on 128x51mm L=250mm
System 150x100 191x79 on 128x51mm L=250mm
System 150-125 191x79 on 157x69 L=250
System 200-150 270x79 on 191x79 L=250

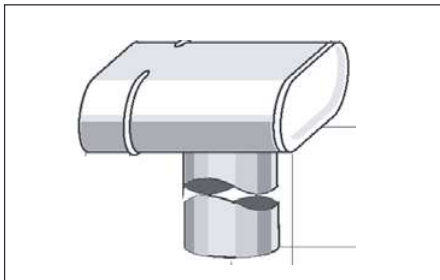
Material Stainless steel



TRANSITION – QUADRO/ROUND

Description Transition Quadro to round duct.
Dimensions Internal diam. Connection diam.
System 100 128x51 Ø99 L=250mm
System 125 157x69 Ø124 L=250mm
System 150 191x79 Ø149 L=250
System 200 270x79 Ø199 L=250

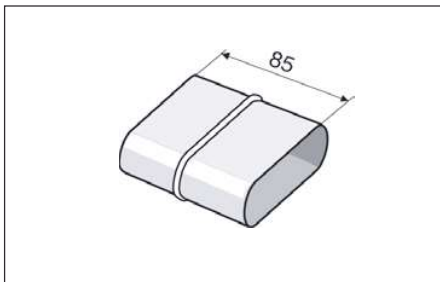
Material Stainless steel



ANGLED TRANSITION

Description Angled transition 90 degrees
System 100 128x51 Ø100 L=200mm
System 100-125 128x51 Ø125 L=200mm
System 125 157x69 Ø125 L=230mm

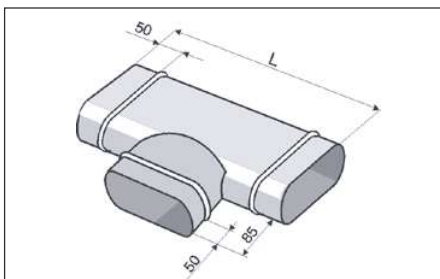
Material Stainless steel



JOINT STUB – QUADRO

Description Internal coupler between two Quadro pipes.
Dimensions System 100 128x51 L=85mm
System 125 157x69 L=85mm
System 150 191x79 L=85mm
System 200 270x79 L=85mm

Material Stainless steel



T – PIPE

Description T-pipe for connecting three Quadro pipes to each other
Dimensions

Lead-through	Output	Length	
System 100-100	128x51	128x51	300
System 125-100	157x69	128x51	300
System 150-100	191x79	128x51	300
System 150-125	191x79	157x69	330
System 150-150	191x79	191x79	360

Material Stainless steel